

Project:	Catalog#:	Type:
Prepared By:	Notes:	Date:

## E3SLA

LED Striplight  
2 Size Options • 5 Year Limited Warranty



### Overview

Energetic Lighting's Stairwell, Strip and Surface mount series excellent for broad use in commercial and industrial applications. Our engineers have innovated the LED technology and solutions, with a sturdy design and performance to match. A Dual or Single lens tube Design with powder white coating including a 120-347V or 120-277V and 0-10V drivers within the fixture. Simple installation for wall and surface mounting with an easy maintenance solutions. Configurations available in 2ft & 4ft allow for flexible design possibilities along. Access to drivers and wiring is all tool-less. Durable construction that consists of a steel housing with linking possibilities through knockouts at each end. The E4SLA is well suited for many renovation and new construction applications such as Hallways, Stairwells, and more. An all purpose reduction in glare illuminating where need with maximum energy savings.

### Features

- Dual and Single lens Tube design with a powder coated for clean exterior.
- 120-347V or 120-277V and utilization of 0-10V drivers as standard
- High efficiency polymer diffusing lens for no pixelation
- Designed for Easy wall & Surface mounting
- EZCCT field-selectable CCT - 4000K
- Impact resistant, UV-stabilized frosted polycarbonated
- Simple install and maintenance for life of product.
- 2ft, 4ft, & 8ft configurations available for design flexibility
- Suitable for Damp location use
- Mimics traditional T8 design with a more modern design configuration.

### Applications

- Indoor, Industrial, and Commercial
- Office, Healthcare, and Educational
- Hospitality, Grocery, Retail, and Hallways
- Second and Third Shift workspaces



### Highlights



Clean and modern design with easy simple installations for mounting alongside access to the wires and drivers of the fixture.



Mimicking Traditional T8 but with a more modern feel to the design to apply to different locations.



With six various decorative cover for Vitality™ panel

### Load Information

Input Voltage	120-347Vac	
Power Factor	>0.9	
THD	<20%	
Low Temp Start	-20°C (-4°F)	
Max Temp	50°C (122°F)	
Unit Weight	2ft	TBA lbs
	4ft	TBA lbs

### Shipping Information

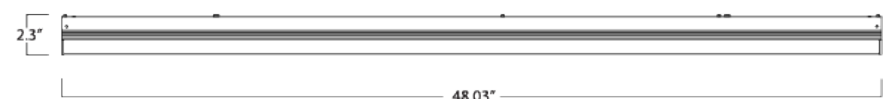
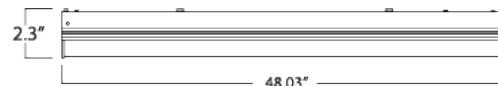
Item	Weight	Box Qty.
Single 2ft	3 lbs	TBA per case
Double 2ft	4.5 lbs	TBA per case
Double 4ft	5.2 lbs	6 per case

### Lumen Maintenance

Housing Type	Ambient Temperature	TM-21 Lumen Maintenance (50,000 hours)	Theoretical L70 (hours)
2'	25°C	>90.79%	54,000
4'	25°C	>90.79%	54,000

### Dimensions

2 Ft Profile | E3SLA20D2-840 | High Voltage E3SLAH10D2-840; E4SLAH20D2-840  
4 Ft Profile | E3SLA40D4-840 | High Voltage E3SLAH20D4-840; E4SLAH40D4-840





## Model Ordering Number

Series Prefix	Wattage	Dimming	Size		CRI	CCT
<b>E3SLAH</b>	<b>80</b>	<b>D</b>	<b>4</b>	—	<b>8</b>	<b>40</b>
<b>E3SLAH</b> Energetic LED Stairwell, Strip, & Surface Mount	<b>20</b> 20W <b>40</b> 40W	<b>D</b> 0-10V Dimmable (default)	<b>2</b> 2ft <b>4</b> 4ft	—	<b>8</b> 80 CRI	<b>40</b> 4000K

**Ordering Examples:**

1. For E4SLA 40 Watt 4 ft. 3500K,5000K color temperature	Model#: <b>E3SLA40D4-83550</b>
2. For E4SLA 40 Watt 4 ft. 3500K,5000K color temperature + accessories here	Model#: <b>E3SLA40D4-83550</b>
accessories her	<b>FPSUSP</b>
accessories here	<b>MTO-DP2-3</b>

## STOCK ORDER INFORMATION

### E3SLAH 120-347V Models

Model Number	Order #	Lumens	Wattage	LPW	Color Temp	CRI	Voltage	Dimming	DLC	Pallet Qty
E3SLA10D2-840	30034	1086	10W	120	4000K	84	120-277V	0-10V	DLC-5.0-S	240
E3SLA20D4-840	30032	2387	20W	120	4000K	84	120-277V	0-10V	DLC-5.0-S	192
E3SLA40D4-840	30029	4451	40W	120	4000K	84	120-277V	0-10V	DLC-5.0-S	192

## STOCK ORDER INFORMATION High Voltage

### E3SLAH 120-347V Models

Model Number	Order #	Lumens	Wattage	LPW	Color Temp	CRI	Voltage	Dimming	DLC	Pallet Qty
E3SLAH10D2-840	30084	1300LM	10W	130	4000K	80	120-347V	0-10V	DLC-5.0-P	240
E3SLAH20D2-840	30083	2600LM	20W	130	4000K	80	120-347V	0-10V	DLC-5.0-P	240
E3SLAH20D4-840	30082	2600LM	20W	130	4000K	80	120-347V	0-10V	DLC-5.0-P	192
E3SLAH40D4-840	30081	5200LM	40W	130	4000K	80	120-347V	0-10V	DLC-5.0-P	192

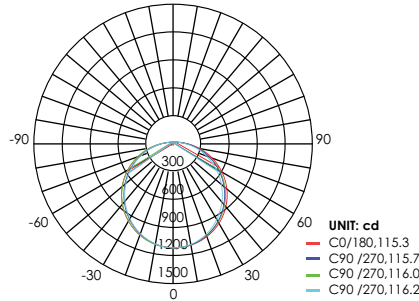
### Optional Accessories

Accessories	Model Number	Order #	Description
	EZL12	30035	12" flexible ezLINK cable
	EZL48	30036	48" flexible ezLINK cable
	JBCP	30037	Decorative round J-box cover plate
	EZLBK	30038	ezLINK support bracket (for suspension mounting)

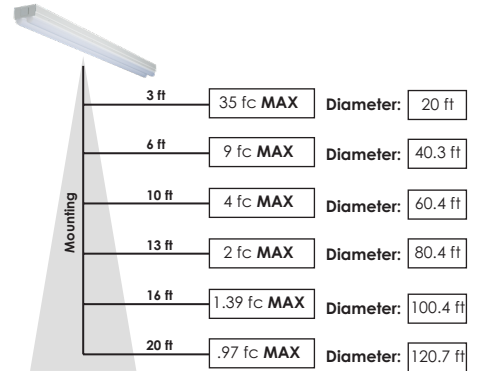
**PHOTOMETRIC DATA**

Model: E3SLA10D2-840  
 Test Report: E3SLA10D2-840.ies  
 CCT: 4000  
 Lamp Type: LED  
 Lumens: 4000 LM  
 Input Watts: 10 W  
 Efficacy: 106 LM/W

**Lumen Intensity Graph:**  
E4SLAH20D2-83550

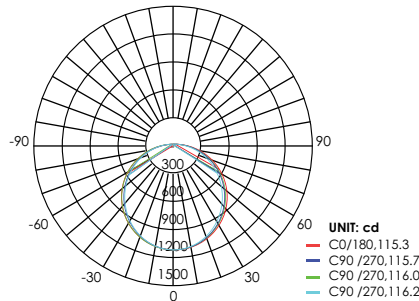


AVERAGE BEAM ANGLE (50%) : 115.8 DEG

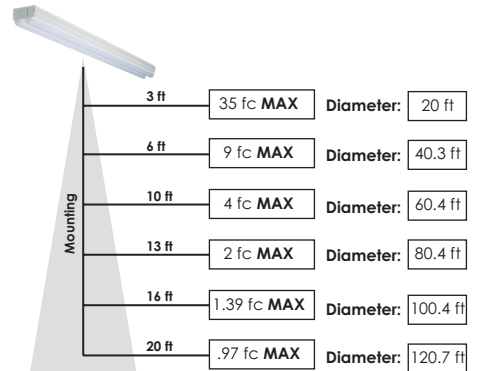


Model: E3SLA20D4-840  
 Test Report: E3SLA20D4-840.ies  
 CCT: 4000  
 Lamp Type: LED  
 Lumens: 4400 LM  
 Input Watts: 20 W  
 Efficacy: 122 LM/W

**Lumen Intensity Graph:**  
E4SLAH20D2-83550

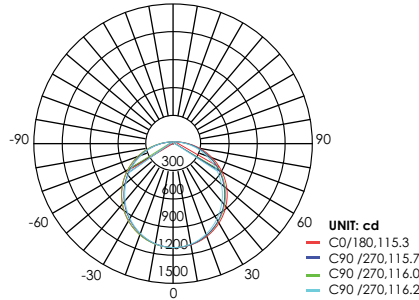


AVERAGE BEAM ANGLE (50%) : 115.8 DEG

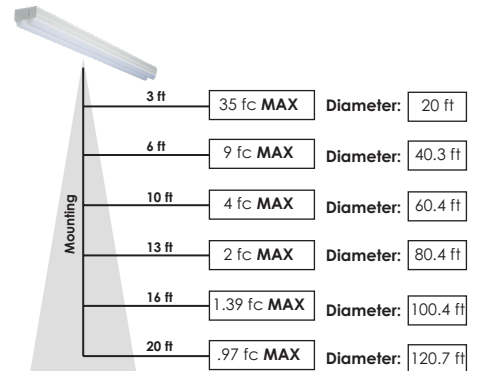


Model: E3SLAH20D2-83550  
 Test Report: E3SLAH20D2-83550.ies  
 CCT: 5000  
 Lamp Type: LED  
 Lumens: 4400 LM  
 Input Watts: 20 W  
 Efficacy: 118 LM/W

**Lumen Intensity Graph:**  
E4SLAH20D2-83550

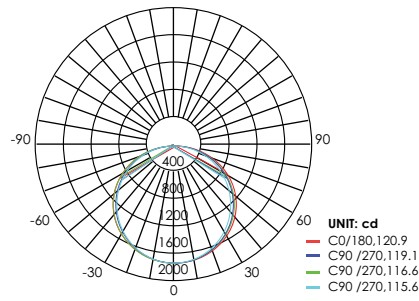


AVERAGE BEAM ANGLE (50%) : 115.8 DEG

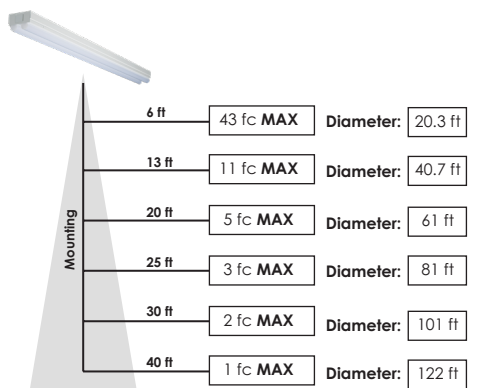


Model: E4SLAH40D4-83550  
 Test Report: E4SLAH40D4-83550.ies  
 CCT: 5000  
 Lamp Type: LED  
 Lumens: 4950 LM  
 Input Watts: 40 W  
 Efficacy: 118 LM/W

**Lumen Intensity Graph:**  
E4SLAH40D4-83550




AVERAGE BEAM ANGLE (50%) : 118.0 DEG





## Accessories Dimensions

### JBCP | Decorative round J-box cover plate



### EZL48 | 48" flexible ezlink cable



### EZL12 | 12" flexible ezlink cable



### EZLBK | ezlibk support bracket (for suspension mounting)





**ENERGETIC**<sup>®</sup>  
L I G H T I N G

**E3SLA**

LED Stairwell, Strip, & Surface Mount  
54,000 System Lifetime • 5 Year Limited Warranty

**NOTES:**